

alphabet

chart



Kelli Bollman

<http://castlesandcrayons.blogspot.com>

Graphics © Thistle Girl Designs  
[www.thistlegirldesigns.com](http://www.thistlegirldesigns.com)

AND

Graphics © Scrappin Doodles (dog, gumball, horse, and fox only)  
[www.scrappindoodles.com](http://www.scrappindoodles.com)

# alphabet chart

An alphabet chart can be used in so many ways in your classroom!

- **Guided Reading groups:** Begin groups each day by reciting the alphabet chart.
  - **Homework:** Send a copy home for practice with parents.
- **Independent Practice:** Put a copy in each student's Bag of Books or Book Box and/or copy at a reduced size and put on student's desks or tables.
- **Independent writing:** Put a copy in each student's writing folder.
- **word work activity:** Laminate a copy and cut each letter square out. Students can put the cards in order, or match it to another copy of the alphabet chart.

## ways to Read an Alphabet chart

- Read vowels only
  - Read consonants only
  - Read every other letter
- use different voices for vowels and consonants, such as an underwater voice, Papa Bear voice, Baby Bear voice, whisper voice, or opera voice. Kiddos love to use these voices! 😊

## Materials needed:

Laminated alphabet charts





















optional pointers (popsicle sticks, witch fingers, etc) to point to each letter

Have fun!

Kelli

<http://castlesandcrayons.blogspot.com>

# alphabet chart

<p>A a</p>  <p>astronaut</p>	<p>B b</p>  <p>bear</p>	<p>C c</p>  <p>cupcake</p>	<p>D d</p>  <p>dog</p>	<p>E e</p>  <p>elephant</p>
<p>F f</p>  <p>fish</p>	<p>G g</p>  <p>gumball</p>	<p>H h</p>  <p>horse</p>	<p>I i</p>  <p>inchworm</p>	<p>J j</p>  <p>jump</p>
<p>K k</p>  <p>kite</p>	<p>L l</p>  <p>ladybug</p>	<p>M m</p>  <p>monkey</p>	<p>N n</p>  <p>nurse</p>	<p>O o</p>  <p>octopus</p>
<p>P p</p>  <p>pumpkin</p>	<p>Q q</p>  <p>queen</p>	<p>R r</p>  <p>rabbit</p>	<p>S s</p>  <p>sundae</p>	<p>T t</p>  <p>tennis</p>
<p>U u</p>  <p>umbrella</p>	<p>V v</p>  <p>violin</p>	<p>W w</p>  <p>watermelon</p>	<p>X x</p>  <p>fox</p>	<p>Y y</p>  <p>yarn</p>
<p>Z z</p>  <p>zebra</p>	<p>A B C D E F G H I J K L M N O P Q R S T U V W X Y Z</p> <p>a b c d e f g h i j k l m n o p q r s t u v w x y z</p>			